Board of Intermediate and Secondary Education, Jashore

Secondary School Certificate Examination, 2023

Result Statistics

Group	Gender	No. of Examinees			No. of successful examinees securing GPA 1.00 to GPA 5.00 with percentage												Minimum GPA	
		Total	Appeared	Expl	GPA 5	%	GPA 4 to <5	%	GPA 3.5 to <4	%	GPA 3 to <3.5	%	GPA 2 to <3	%	GPA 1 to <2	%	Total	%
SCI	Male	20930	20845	1	8636	41.43	9579	45.95	1639	7.86	426	2.04	59	0.28	0	0.00	20339	97.57
	Female	18523	18392	2	9301	50.57	7618	41.42	927	5.04	194	1.05	21	0.11	0	0.00	18061	98.20
HUM	Male	47792	47154	3	302	0.64	5709	12.11	8733	18.52	10832	22.97	9733	20.64	279	0.59	35588	75.47
	Female	53129	51623	2	1404	2.72	15010	29.08	12942	25.07	9289	17.99	4876	9.45	89	0.17	43610	84.48
B.ST	Male	10081	10006	1	309	3.09	3398	33.96	2616	26.14	1851	18.50	1017	10.16	19	0.19	9210	92.04
	Female	7875	7739	0	665	8.59	3707	47.90	1887	24.38	833	10.76	312	4.03	1	0.01	7405	95.68
Total	Male	78803	78005	5	9247	11.85	18686	23.95	12988	16.65	13109	16.81	10809	13.86	298	0.38	65137	83.50
	Female	79527	77754	4	11370	14.62	26335	33.87	15756	20.26	10316	13.27	5209	6.70	90	0.12	69076	88.84
Grand Total		158330	155759	9	20617	13.24	45021	28.90	28744	18.45	23425	15.04	16018	10.28	388	0.25	134213	86.17

Date of Publication : 28 July, 2023

Dr. Biswas Shaheen Ahmmad

Controller of Examinations

Board of Intermediate and Secondary Education, Jashore

Secondary School Certificate Examination, 2023

Statistics of Result (Zillawise Percentage)

Sl. No	Zilla	Total Centre	Total Institution	No. of Examinees			Appeared			Passed			% of Pass
				Male	Female	Total	Male	Female	Total	Male	Female	Total	
01	KHULNA	57	392	11984	12149	24133	11872	11950	23822	10486	11004	21490	90.21
02	BAGERHAT	27	294	6332	7055	13387	6276	6913	13189	5224	6126	11350	86.06
03	SATKHIRA	27	298	8626	8385	17011	8565	8217	16782	7799	7634	15433	91.96
04	KUSHTIA	31	271	11268	11035	22303	11165	10832	21997	9154	9589	18743	85.21
05	CHUADANGA	18	133	5229	5302	10531	5161	5150	10311	4139	4466	8605	83.45
06	MEHERPUR	13	119	3532	3726	7258	3493	3642	7135	2825	3149	5974	83.73
07	JESSORE	52	492	13017	13115	26132	12867	12832	25699	10930	11564	22494	87.53
08	NARAIL	14	122	4099	4403	8502	4045	4250	8295	3095	3541	6636	80.00
09	JHENAIDAH	36	274	9658	9449	19107	9546	9170	18716	7603	7938	15541	83.04
10	MAGURA	17	158	5058	4908	9966	5015	4798	9813	3882	4065	7947	80.98
	Total	292	2553	78803	79527	158330	78005	77754	155759	65137	69076	134213	86.17

Date of Publication : 28 July, 2023

Dr. Biswas Shaheen Ahmmad

Controller of Examinations

Board of Intermediate and Secondary Education, Jashore

Secondary School Certificate Examination, 2023

Comparative Statistics (2020-2023)

Year	Group	Appeared Student			Passed Student			% of Pass Student			Expelled			GPA-5 Student			Institute	
		Male	Female	Total	Male	Female	Total	Male	Female	Total	Male	Female	Total	Male	Female	Total	0%	100%
2023	Science	20845	18392	39237	20339	18061	38400	97.57	98.20	97.87	1	2	3	8636	9301	17937		
	Humanities	47154	51623	98777	35588	43610	79198	75.47	84.48	80.18	3	2	5	302	1404	1706		
	B. Studies	10006	7739	17745	9210	7405	16615	92.04	95.68	93.63	1	0	1	309	665	974		
	Total	78005	77754	155759	65137	69076	134213	83.50	88.84	86.17	5	4	9	9247	11370	20617	3	193
2022	Science	20625	17752	38377	20301	17467	37768	98.43	98.39	98.41	2	0	2	11777	11924	23701		
	Humanities	52122	56592	108714	48085	53627	101712	92.25	94.76	93.56	6	0	6	862	3703	4565		
	B. Studies	12876	9534	22410	12472	9362	21834	96.86	98.20	97.43	1	0	1	978	1648	2626		
	Total	85623	83878	169501	80858	80456	161314	94.43	95.92	95.17	9	0	9	13617	17275	30892	1	513
2021	Science	20398	16887	37285	19861	16568	36429	97.37	98.11	97.70	0	0	0	6958	7266	14224		
	Humanities	55972	59210	115182	50085	54311	104396	89.48	91.73	90.64	0	0	0	237	1132	1369		
	B. Studies	15229	11099	26328	14713	10901	25614	96.61	98.22	97.29	0	0	0	277	591	868		
	Total	91599	87196	178795	84659	81780	166439	92.42	93.79	93.09	0	0	0	7472	8989	16461	0	255
2020	Science	20602	16444	37046	19162	15278	34440	93.01	92.91	92.97	2	0	2	6384	5516	11900		
	Humanities	44307	52481	96788	35811	45303	81114	80.82	86.32	83.81	17	2	19	232	786	1018		
	B. Studies	15400	11401	26801	13946	10743	24689	90.56	94.23	92.12	3	0	3	340	506	846		
	Total	80309	80326	160635	68919	71324	140243	85.82	88.79	87.31	22	2	24	6956	6808	13764	2	250

Date of Publication : 28 July, 2023

Dr. Biswas Shaheen Ahmmad

Controller of Examinations

মাধ্যমিক ও উচ্চ মাধ্যমিক শিক্ষা বোর্ড, যশোর

www.jessoreboard.gov.bd

এসএসসি পরীক্ষা-২০২৩ এর ফলাফল গ্রাফ

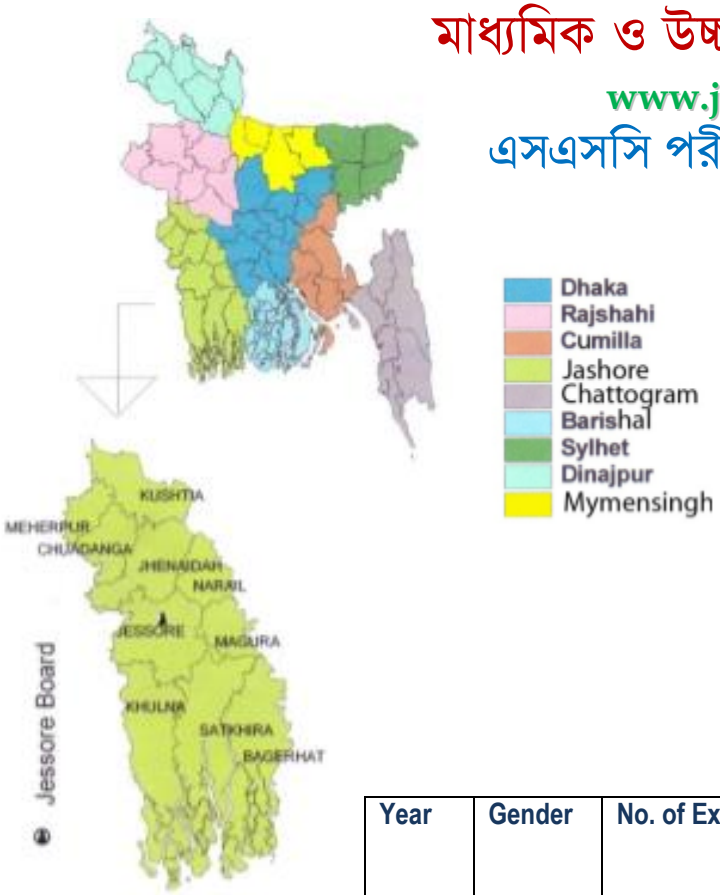

Zilla	Total Institution	Total Passed	% of pass
Khulna	392	21490	90.21
Bagerhat	294	11350	86.06
Satkhira	298	15433	91.96
Kushtia	271	18743	85.21
Chuadanga	133	8605	83.45
Meherpur	119	5974	83.73
Jashore	492	22494	87.53
Narail	122	6636	80.00
Jhenaidah	274	15541	83.04
Magura	158	7947	80.98
Total	2553	134213	86.17

Year	Gender	No. of Examinees		Total Passed	% of Pass	No. of GPA-5 Students	Total Expelled	No. of Inst. 0% Passed	No. of Inst. 100% Passed
		Total	Appeared						
2023	Male	78798	78005	65137	83.50	9247	5	4	138
	Female	79525	77754	69076	88.84	11360	4	Total % of Passed	
	Total	158323	155759	134213	86.17	20617	9	86.17	

Controller of Examinations
Board of Intermediate and Secondary Education, Jashore

SSC Passed Rates in Percentage [2019-2023]

Year	% of Passed
2019	90.88
2020	87.31
2021	93.09
2022	95.17
2023	86.17

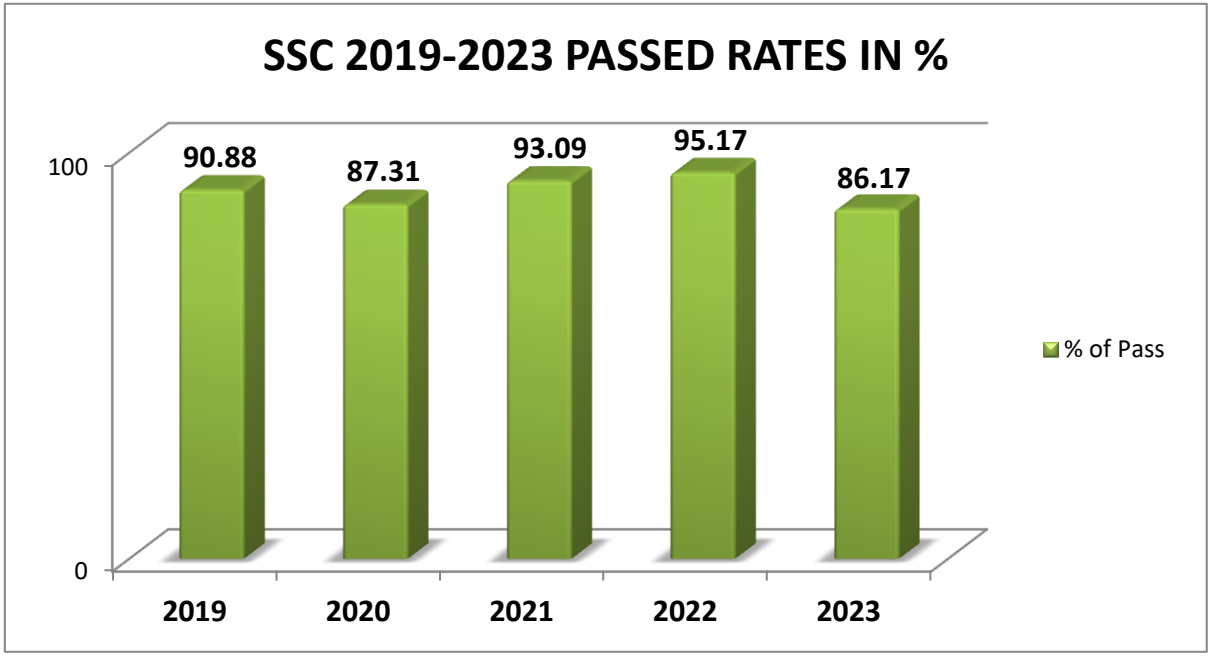

Controller of Examinations
Board of Intermediate and Secondary Education
Jashore

Comparative Groupwise % of Passed

Year	Science	Humanities	Business Studies
2023	38400	79198	16615

Year	Science	Humanities	Business Studies
2022	37768	101712	21834

Year	Science	Humanities	Business studies
2021	36429	104396	25614

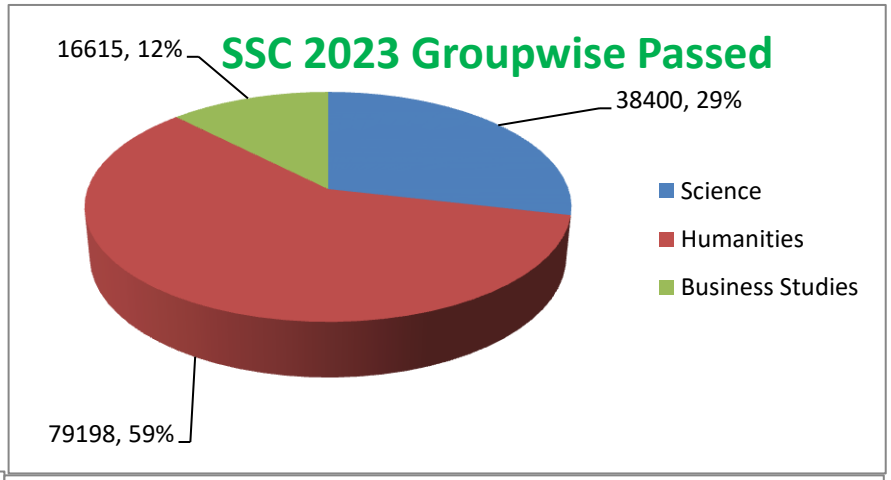

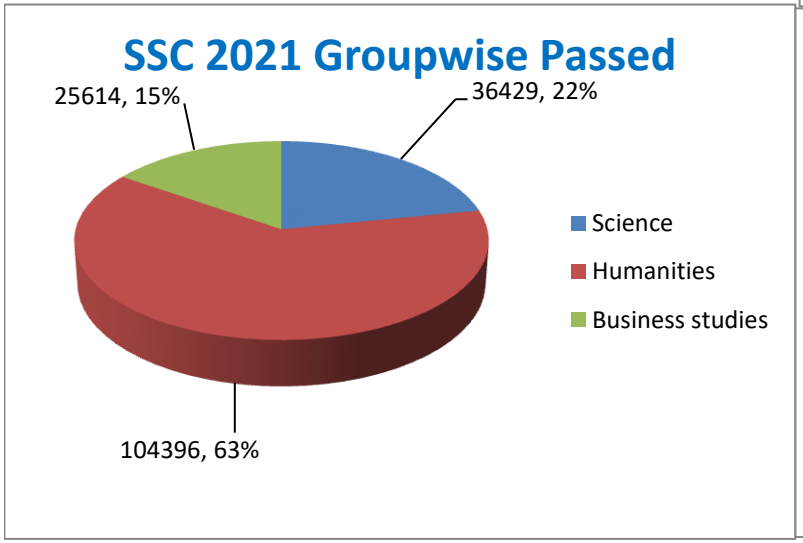

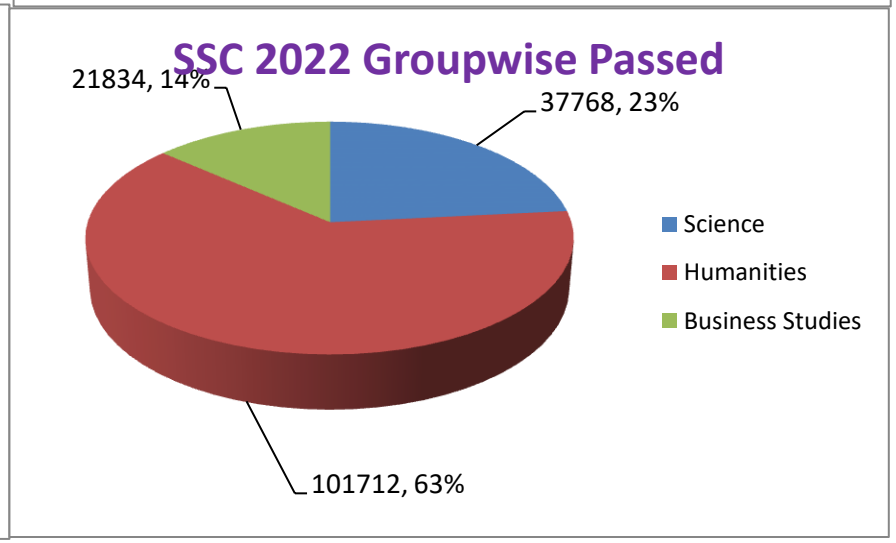

Controller of Examinations
Board of Intermediate and Secondary Education
Jashore

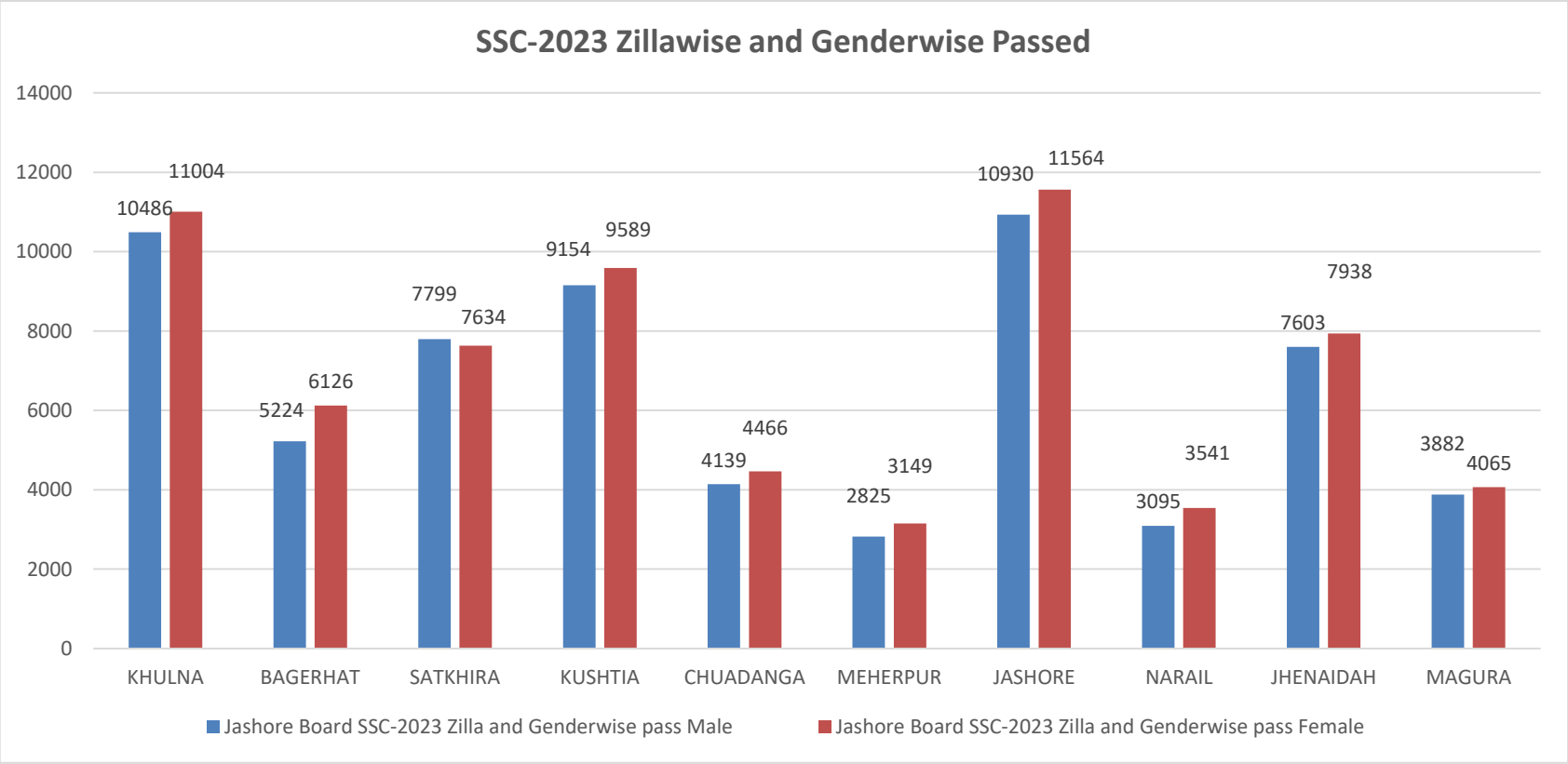

Controller of Examinations
Board of Intermediate and Secondary Education
Jashore

SSC GPA 5 Scored In 2019-2023

Year	Total GPA5	Male	Female
2019	9948	4963	4985
2020	13764	6956	6808
2021	16461	7472	8989
2022	30892	13617	17275
2023	20617	9247	11370

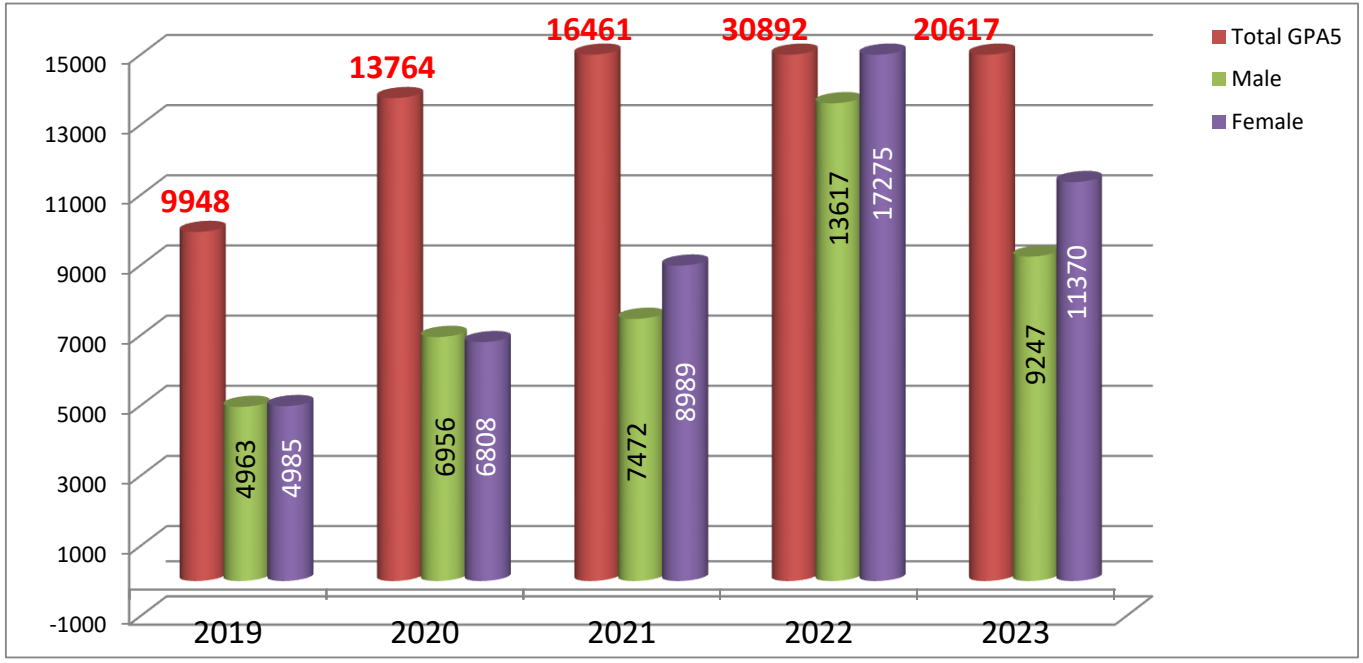

Controller of Examinations
Board of Intermediate and Secondary Education
Jashore